

Aligning Data to Improve Equity and Outcomes

SHEEO Community of Practice Convening
December 2021

Su Jin Jez, PhD

Executive Director, California Competes

jez@californiacompetes.org

California Competes: Higher Education for a Strong Economy

Higher education is both a vaccine and an antidote against economic stagnation and social stratification—for individual Californians, our communities, and the state's economy.



Why Data Matters for Promoting Education Equity?



**Identifies Opportunity
Gaps**



**Supports Planning and
Resource Allocation**



**Informs Collective
Action and Change**



**Measures Progress
and Outcomes**



California's Challenges

Disconnected information

Unable to identify barriers and successes as Californians move through life

Inequitable access to actionable information

Major public investments with little to no knowledge of impact



California's Solution

State of California

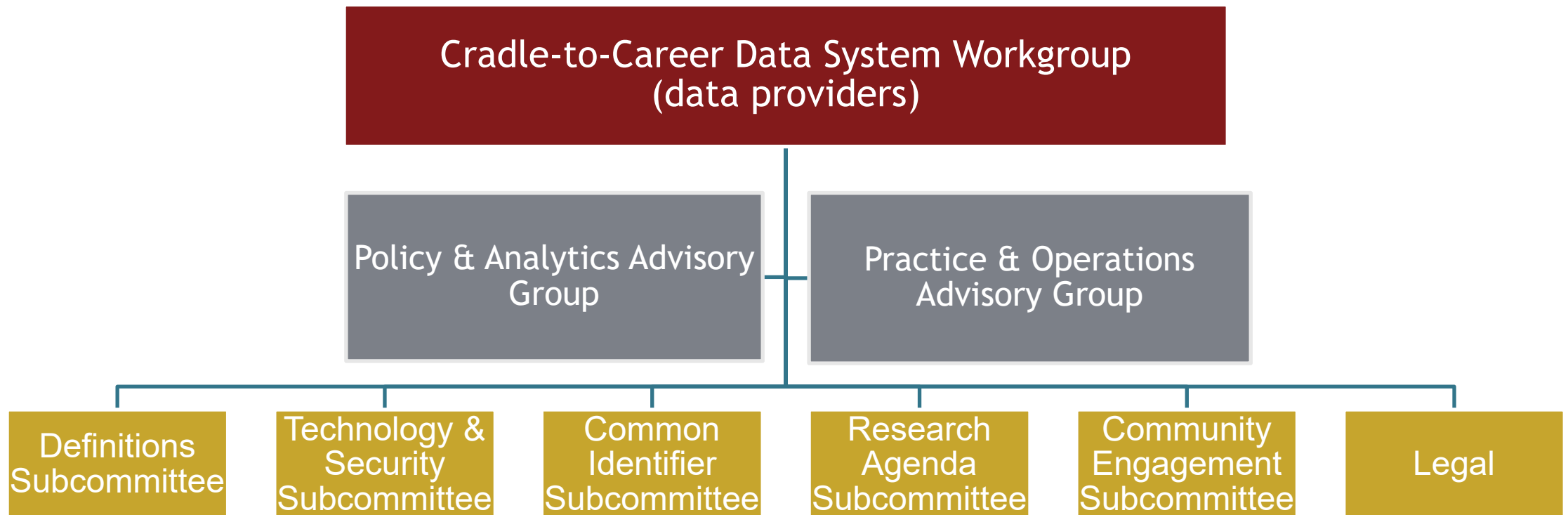
C2C

Cradle-to-Career
System



The C2C Planning Process: A collaborative approach to designing a solution

Jan 2020-June 2021



The C2C Data System Leadership



Planning: 2020–21 >>**STATUS: Completed**

- Determine governance and staffing structure
- Establish scope and content of the data system
- Identify legal and security framework
- Engage community members in the co-design of the data system

Year one: 2021–22 >>**STATUS: In Process**

- Establish governing board, advisory boards, and staff
- Build technical infrastructure
- Create initial analytical data set (K–12, public postsecondary, financial aid, and employment information)
- Release summaries of student and employment outcomes
- Design dashboards and query builder interface

Year two: 2022–23 >>**STATUS: Planned**

- Launch the dashboards and query builder
- Expand access to college planning tools
- Upgrade electronic transcript infrastructure for competency-based education and social service eligibility tools
- Train the public on using data tools
- Start fulfilling data requests
- Expand teacher credentialing analytical data set

Year three: 2023–24 >>**STATUS: Planned**

- Provide electronic transcripts for all public colleges
- Expand access to college planning tools
- Expand analytical data set to include independent colleges

Year four: 2024–25 >>**STATUS: Planned**

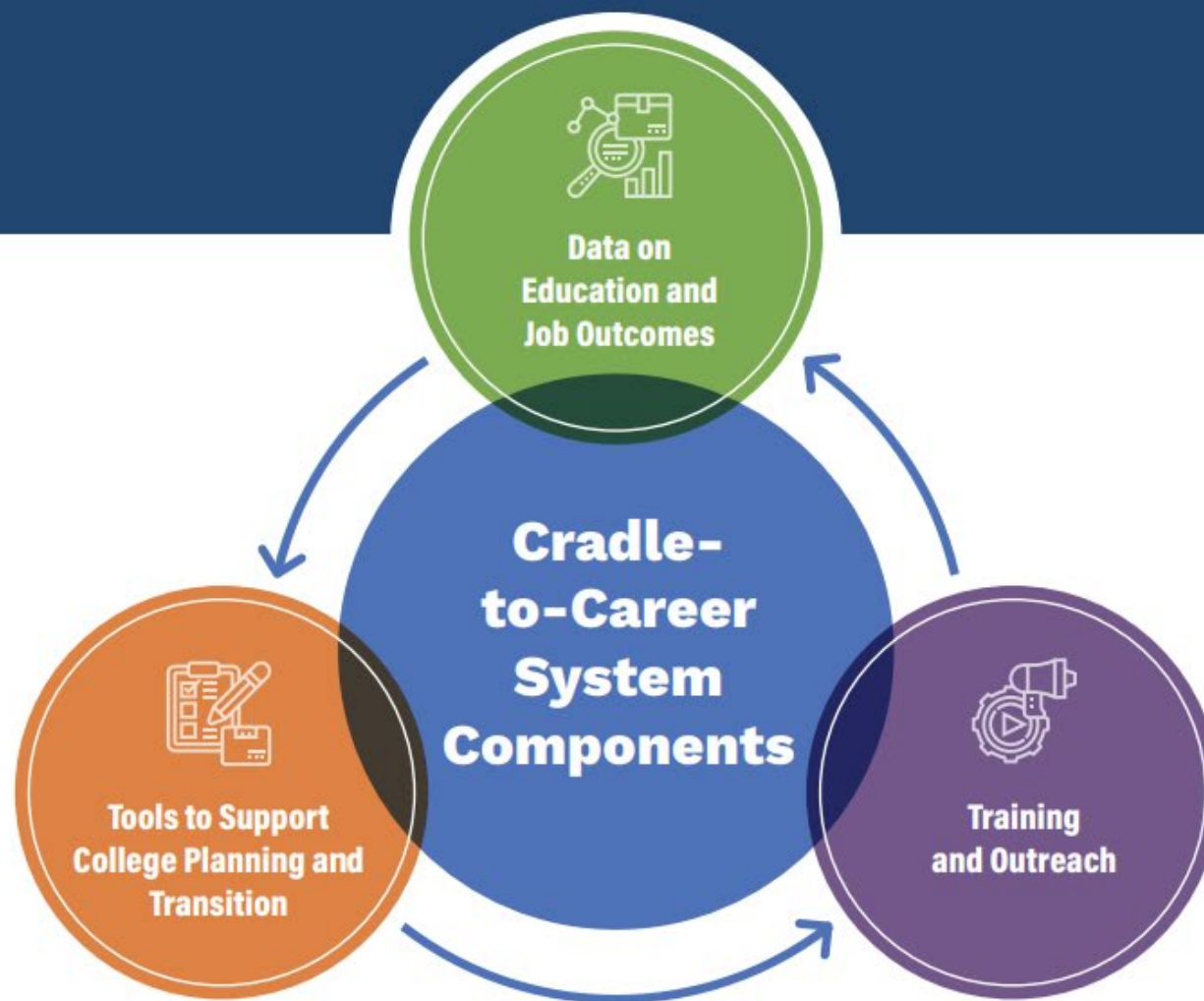
- Provide electronic transcripts for all private and independent colleges
- Expand content of college planning tools
- Expand analytical data set to include private colleges and additional early learning and care information

Year five: 2025–26**STATUS: Planned**

- Finish scaling college planning and electronic transcript tools
- Expand analytical data set to include additional social service, health, and workforce information
- Plan for further expansion in future years

Cradle-to-Career:

Advancing Equity With Comprehensive Information



- Access information that best suits your needs
 - Explore visuals with useful information
 - Search 200 variables to generate tables and charts on student outcomes
 - Request access to the dataset for research and evaluation projects



- Get support that will help individuals plan for college and career
 - Access college and career planning tools and curriculum
 - Use monitoring tools to ensure students are on track for college and financial aid
 - Streamline college and financial aid applications
 - Leverage electronic transcripts to support college and transfer applications
 - Discover if you are eligible for social services such as medical care and food subsidies



- Share information about the data system to all Californians and get support to use the tools
 - Summaries of key findings
 - Training and technical assistance
 - Community partnerships

Examples of How C2C Can Support Student Parents



For Students

Auto-check eligibility for state supports



For Educator

Support with financial aid and planning



For Policy Makers

Make informed decisions and drive change



For Researchers

Assess programs and build evidence-base



Why will this matter for California?



**Strengthen Pandemic
Recovery**



**Close the State's
Credential Gap**



**Provide Clarity on
Student Pathways**



WHO IS FLOURISHING?

WHO IS STRUGGLING?

Learn more:
www.californiacompetes.org/p2p

California Postsecondary to Prosperity Dashboard



Our state's strength lies in the diversity of its people, communities, and regions. The California Postsecondary to Prosperity Dashboard braids together multiple data sources to provide a single portal with high-quality information on the state of opportunity in higher education, employment, and quality of life across California's diverse regions. This Dashboard highlights the state's successes and also broken opportunities in the pathways from education to prosperity. Explore the Dashboard to learn how the lives of Californians differ dramatically based on their race, ethnicity, gender, income, place of residence, and more.

[CLICK ON A REGION TO LEARN MORE](#)

[CLICK TO SEE STATEWIDE DATA](#)

[Full Report](#)

[Focus on Race and Ethnicity](#)

[Technical Appendix](#)

[VIEW WEBINAR FEATURING DATA HIGHLIGHTS AND POLICY SOLUTIONS](#)

CALIFORNIA STATE STATS (CLICK THE STATS FOR REGIONAL DATA)



49.9%
of high school
graduates
completed A-
G courses



83.9%
of students
graduate from
high school



64.4%
of high school
completers go
on to college



38.7%
of adults plan
to pursue
postsecondary
education



64.4%
of California
households
earn a living
wage



25.6%
of working
Californians
work over 40
hours a week



92.6%
of Californians
have health
insurance



57.4%
is California
communities'
average
diversity score

California Postsecondary to Prosperity Dashboard



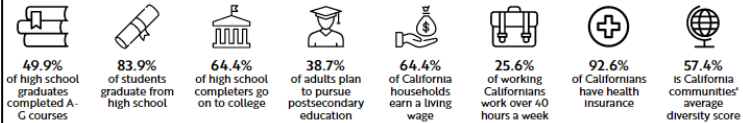
Our state's strength lies in the diversity of its people, communities, and regions. The California Postsecondary to Prosperity Dashboard braids together multiple data sources to provide a single portal with high-quality information on the state of opportunity in higher education, employment, and quality of life across California's diverse regions. This Dashboard highlights the state's successes and also broken opportunities in the pathways from education to prosperity. Explore the Dashboard to learn how the lives of Californians differ dramatically based on their race, ethnicity, gender, income, place of residence, and more.

[CLICK ON A REGION TO LEARN MORE](#)
[CLICK TO SEE STATEWIDE DATA](#)

[Full Report](#)
[Focus on Race and Ethnicity](#)
[Technical Appendix](#)

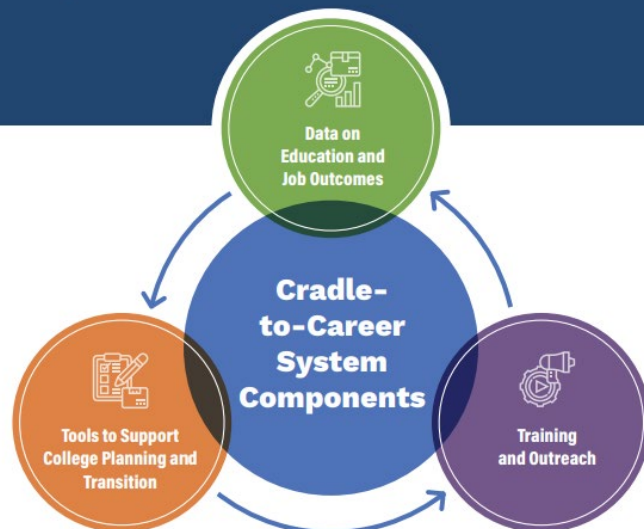
[VIEW WEBINAR FEATURING DATA HIGHLIGHTS AND POLICY SOLUTIONS](#)

CALIFORNIA STATE STATS (CLICK THE STATS FOR REGIONAL DATA)



Cradle-to-Career:

Advancing Equity With Comprehensive Information



Learn More at:

<https://californiacompetes.org/p2p>

<https://c2c.ca.gov/>

Contact Information:

Su Jin Jez, PhD

Executive Director,
California Competes

jez@californiacompetes.org

 @CalCompetes

 @SuJinJez

10th CALIFORNIA COMPETES
HIGHER EDUCATION FOR A STRONG ECONOMY
ANNIVERSARY