



Post-Secondary Employment Outcomes

Using National Jobs Data to Measure Graduate Impact

SHEEO Community of Practice

February 7, 2024

Andrew Foote

Lead Economist, Longitudinal Employer-Household Dynamics (LEHD) Research

Center for Economic Studies, Census Bureau

Any opinions and conclusions expressed herein are those of the author and do not represent the views of the U.S. Census Bureau. All tables and figures use publicly available PSEO data. The Census Bureau has ensured appropriate access and use of confidential data and has reviewed these results for disclosure avoidance protection (Project 7517475: CBDRB-FY18-103)

Outline

- What is Post-Secondary Employment Outcomes (PSEO)?
- How is it made?
- What will PSEO 2.0 look like?
- How can I join?

What is PSEO?

An experimental data product based on partnerships between university systems, state higher education systems, and the Census Bureau, the **Post-Secondary Employment Outcomes (PSEO)** are tabulations providing national **earnings and employment statistics** for graduates of post-secondary institutions.

Goal: Provide students, parents, institutions and workforce agencies better data on the return on investment to post-secondary degrees and the flows of graduates across the country.

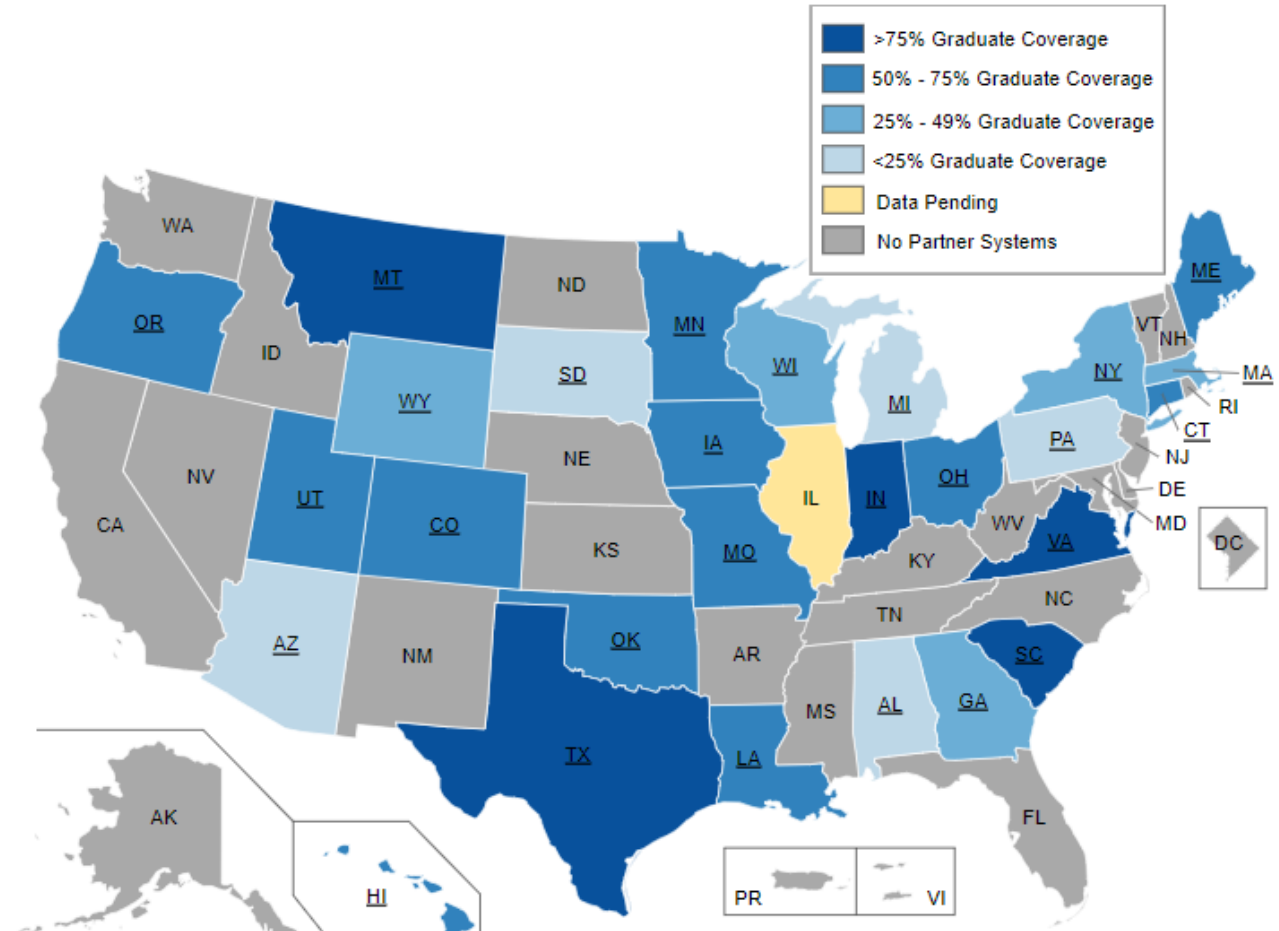
What does PSEO currently release?

- **Earnings:** 25th, 50th, and 75th percentiles of annual earnings for college and university graduates
- **Employment Flows:** Employment within industry sector and Census division
- Statistics available by institution, degree level, graduation cohort, and field of degree, one year, five years, and 10 years after graduation

PSEO coverage

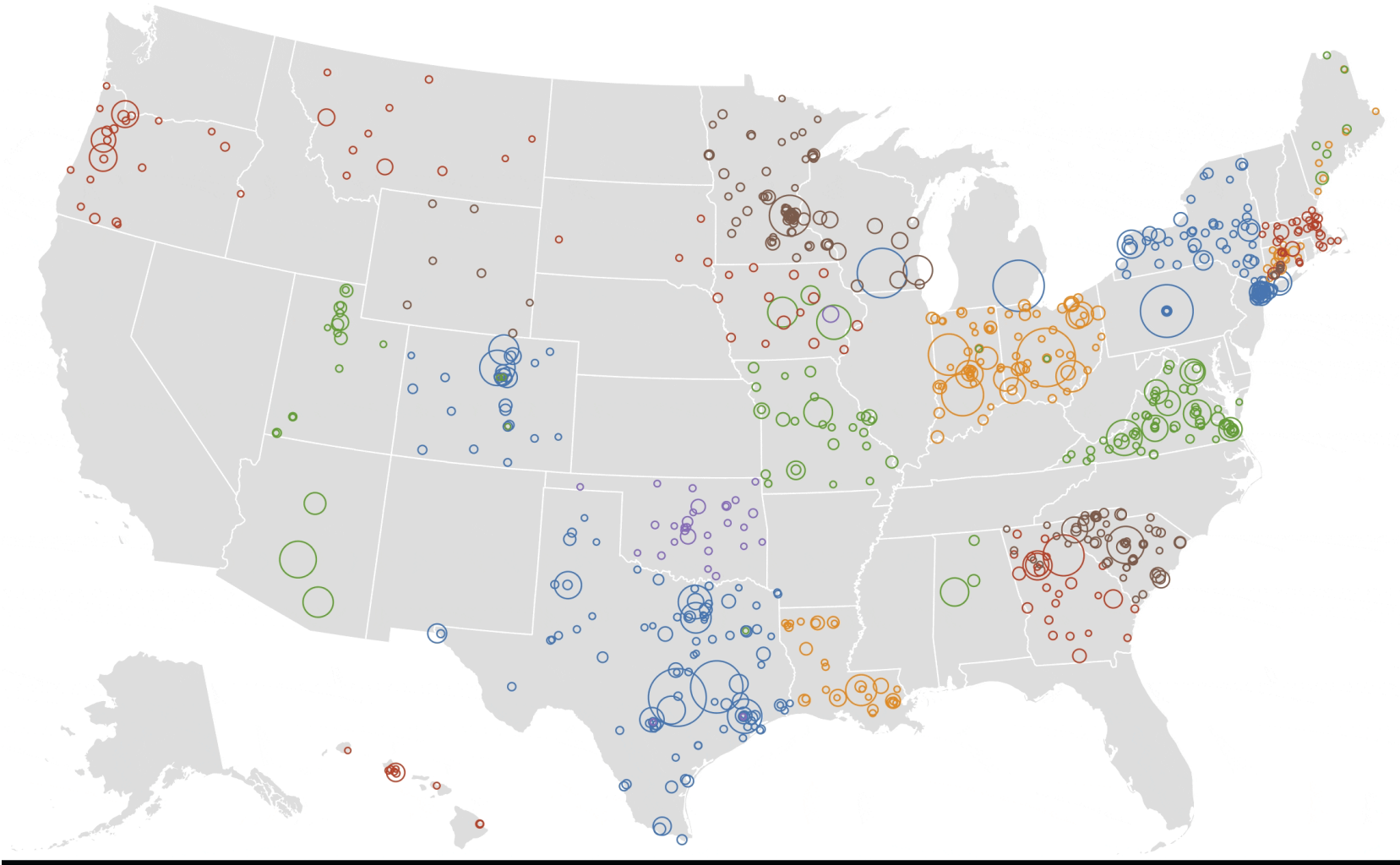
- Current coverage

- 825 public and private four-year and two-year institutions
- ~29% post-secondary awards (using 2015 AY as baseline)

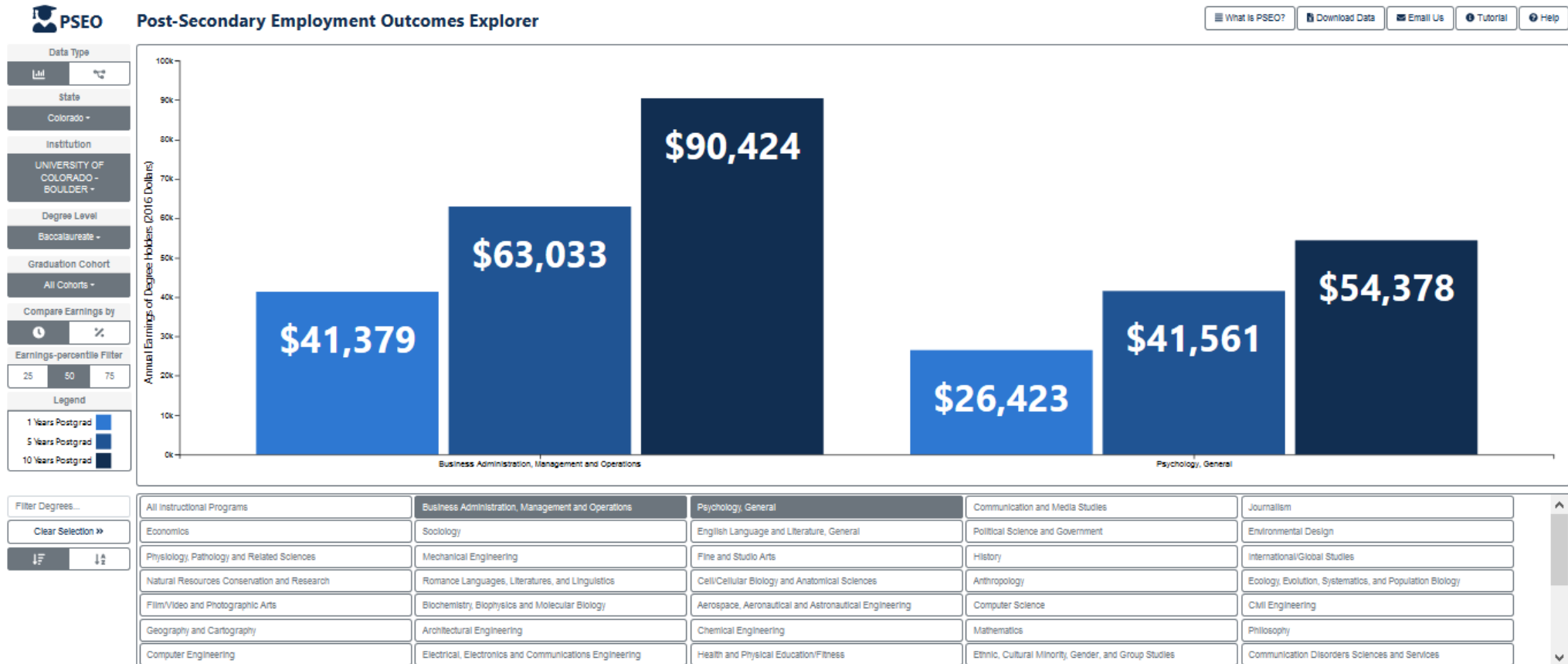


Degree level

Pause  2023 Jan 1



Post-Secondary Employment Outcomes (PSEO) Explorer



How is it made?

How are the PSEO data created?

- Census enters into legal agreements with state departments of higher education (or similar entities) and receives records of graduates from all covered institutions
- Using a masked version of the SSN, we match these data with the unemployment insurance wage records, which we obtain from state employment security agencies
- These longitudinal job histories allow us to measure earnings for graduates over a long time horizon

Jobs data

- Census maintains a national database of jobs data, which includes information about employers (establishments, industry, location) and employees (demographics)
- Enables us to measure earnings (from quarterly wages) and employer characteristics (industry sector and employment location)
- Longer term, there is a broad effort at Census to create an integrated jobs frame using UI, W2 and Schedule SE records (prototype due at end of FY2024)

New and improved!

Looking forward

- In PSEO 2.0, we are developing three major updates to the data we release:
 - Enhanced wage records (using new jobs frame, which includes W2 and 1099 records)
 - Earnings outcomes by gender and race/ethnicity
 - Release of state by industry flows, which would be incredibly helpful from a workforce perspective
- There are other data linkages we are exploring, including linking PSEO graduate records to SS-4 filings (EIN creation) to measure business start-up activity by graduates.

How can I join?

Steps for Joining PSEO

- Reach out to Census (CES.PSEO.Feedback@census.gov)
- Sign an MOU with Census
- Transfer data
(https://lehd.ces.census.gov/data/pseo_sop/standard_operating_procedures.html)
- PSEO data for your state/institutions is released!

Thank you!